



To: Current Holders of ICS 2-2000 (R2005)
From NEMA Communications Department
Date: March 17, 2008
Subject: Errata to ICS 2-2000 (R2005)
*Industrial Control and Systems Controllers, Contactors and Overload Relays
Rated 600 Volts*

The current publication of

ICS 2-2000 (R2005) *Industrial Control and Systems Controllers, Contactors and Overload Relays Rated 600 Volts*

is missing information pertinent to Figure 2-7-1 CONTROL CIRCUIT OVERCURRENT PROTECTION.

Please replace pages 2-31 and 2-32 in your standard with the attached Errata Page(s).

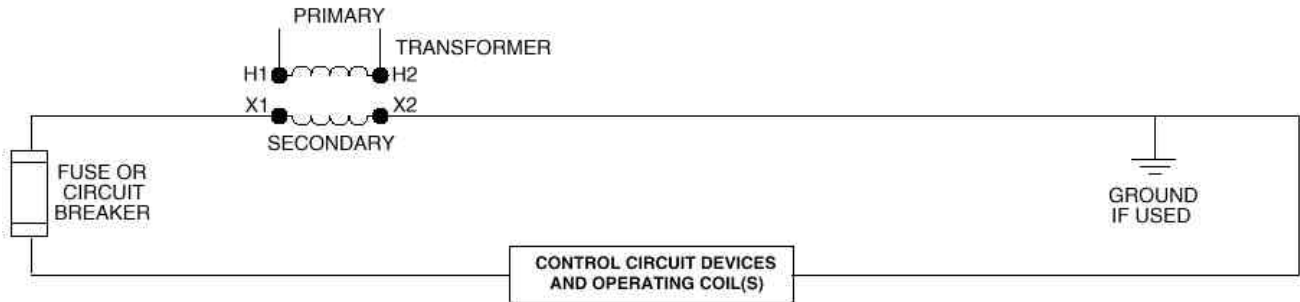


Figure 2-7-1
CONTROL CIRCUIT OVERCURRENT PROTECTION

Note: Refer to NEC Section 430.72 (C) for more detailed description of Control Circuit Transformer protection requirements.

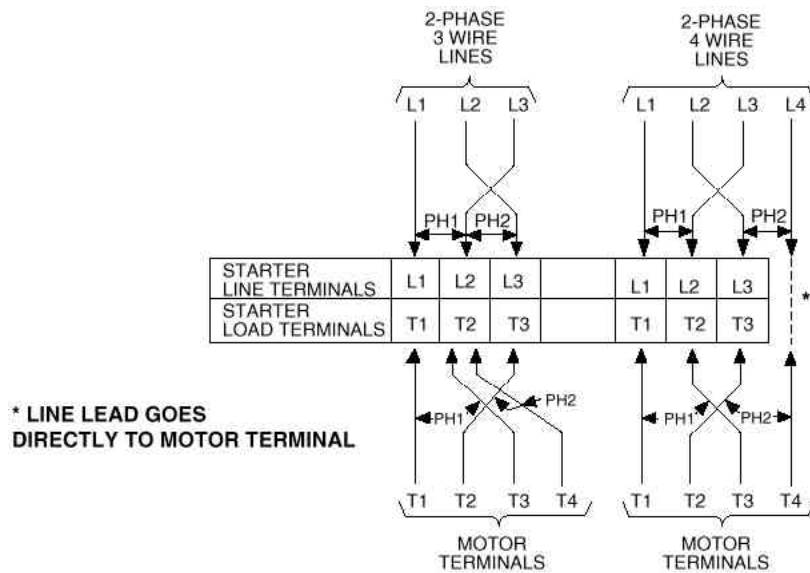
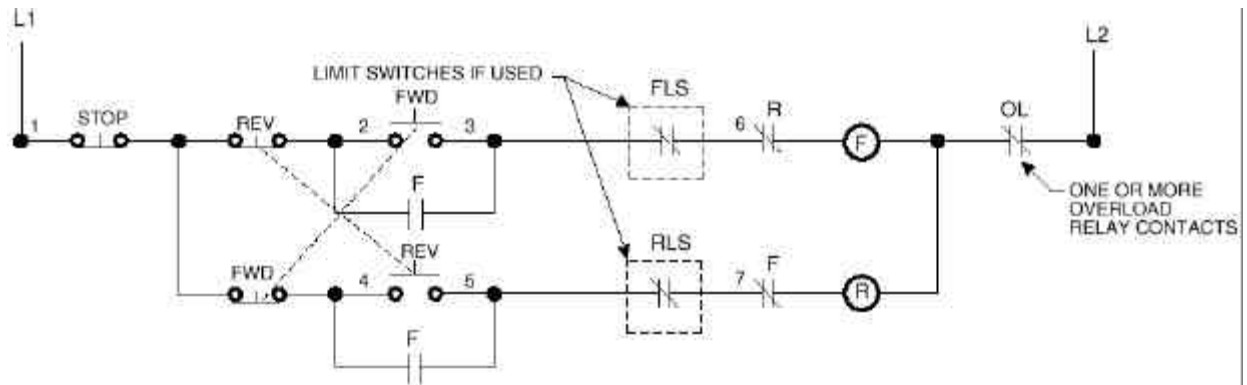


Figure 2-7-2
THREE-PHASE CONTROLLERS FOR TWO-PHASE APPLICATIONS



Figure 2-7-3
CONTROL CIRCUIT TERMINAL MARKINGS FOR NONREVERSING CONTROLLERS



If normally closed pushbutton contacts are omitted and wires 2 and 4 are common, the common connection shall be marked 2. If the controller is not intended for limit-switch connection, numbers 6 and 7 may be omitted.

Contactors "F" and "R" are mechanically interlocked.

Figure 2-7-4
CONTROL CIRCUIT TERMINAL MARKINGS FOR REVERSING CONTROLLERS