

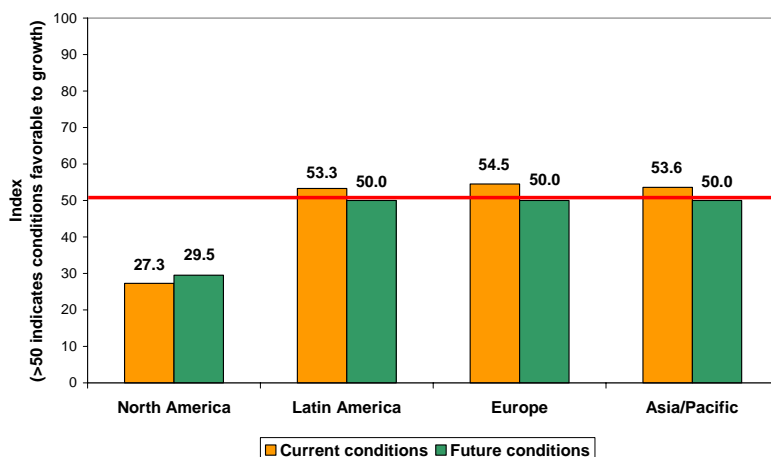


April 2008 NEMA Electroindustry Business Confidence Index

April 30, 2008

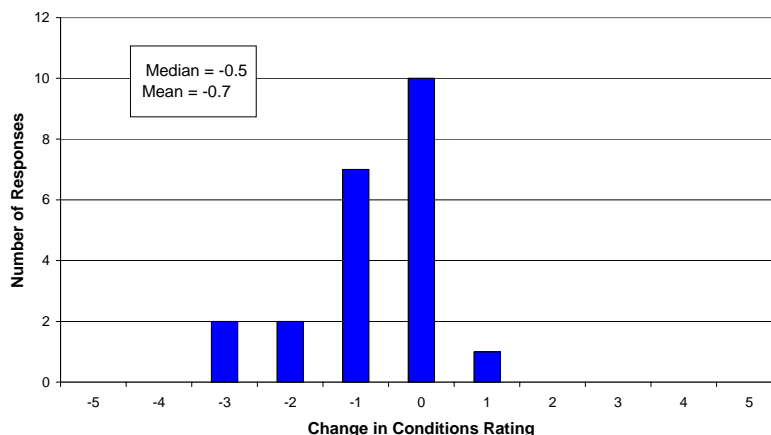
North American Indexes Down Sharply in April

Electroindustry Business Confidence Index:
April 2008



NEMA's Electroindustry Business Confidence Indexes (EBICI) for both current and future North American conditions fell precipitously in April. After climbing for two straight months in February and March, the EBICI for current North American conditions tumbled by more than 20 points to 27.3, the lowest level recorded since late 2001. An index reading below 50 is indicative of a contraction in industry conditions.

North American Current Conditions Magnitude:
April 2008



Moreover, the survey's measure of the mean degree, or intensity, of change in current conditions dropped to -0.7 in April from a reading of 0.0, or unchanged, a month earlier (on a scale ranging from -5 [deteriorated significantly] through 0 to +5 [improved significantly]).

NOTE: North America includes Canada and the United States. Latin America includes Mexico, Central America, and South America.

Meanwhile, survey panelists' expectations for the next six months eroded further in April, as the EBCI for future North American conditions slid 3.8 points to 29.5. This latest skid came on the heels of March's 12.5 point drop.

Current and future conditions indexes for each of the other three world regions included in the EBCI survey all declined in April. Nonetheless, each still reached or surpassed the "growth threshold" mark of 50 points:

- The current conditions index for Latin America dipped to 53.3 from 58.8 in March, while the future conditions reading slipped to 50 from 55.9.
- Current conditions for Europe slid to 54.5 from 55.9 a month ago; future conditions dropped to 50, also from 55.9.
- Current conditions in the Asia/Pacific region were down by nearly 8 points to 53.6, with future conditions off a large, 19-plus points at 50.

SURVEY RESULTS:

Region	Current Conditions (Compared to Previous Month)	Conditions Six Months From Now (Compared to Current Conditions)
North America	27.3	29.5
Latin America	53.3	50.0
Europe	54.5	50.0
Asia/Pacific	53.6	50.0

Number of Respondents =22

Values reflect the percentage of respondents expecting "Better" conditions, plus one-half of the percentage of respondents expecting "Unchanged" conditions.

A score of 50 or higher suggests conditions appropriate to expansion of the electroindustry sector.

EBCI CONSTRUCTION DESCRIPTION:

The EBCI indexes are based on the results of a monthly survey of senior managers at NEMA member companies and are designed to gauge the business confidence of the electroindustry in key world regions.

The survey contains the following questions:

1. How would you rate current economic conditions in the following regions, as they affect your business, compared to the previous month?
 - a. Using the following scale, please describe the magnitude of change in economic conditions in North America this month compared to economic conditions last month? [Scale structured as follows: 5 (improved significantly), 4, 3, 2, 1, 0 (stayed the same), -1, -2, -3, -4, -5 (deteriorated significantly)]
2. How do you expect economic conditions in the following regions, as they affect your business, to have changed six months from now?

Respondents are asked to indicate whether conditions are better, worse or unchanged (or not available if their respective company does not do business in a particular region). The four regions are North America (Canada and the United States), Latin America (Mexico, Central America, and South America), Europe, and Asia/Pacific. The survey also provides space for respondents to comment on current conditions. These comments are included below the table containing the index levels.

The index value is the percentage of respondents expecting “Better” conditions, plus one-half of the percentage of respondents expecting “Unchanged” conditions, which follows the methodology used by the Institute for Supply Management (formerly the National Association of Purchasing Management) in the construction of their manufacturing index.

Now Available from NEMA/BIS – The *Electroindustry Economic Outlook*

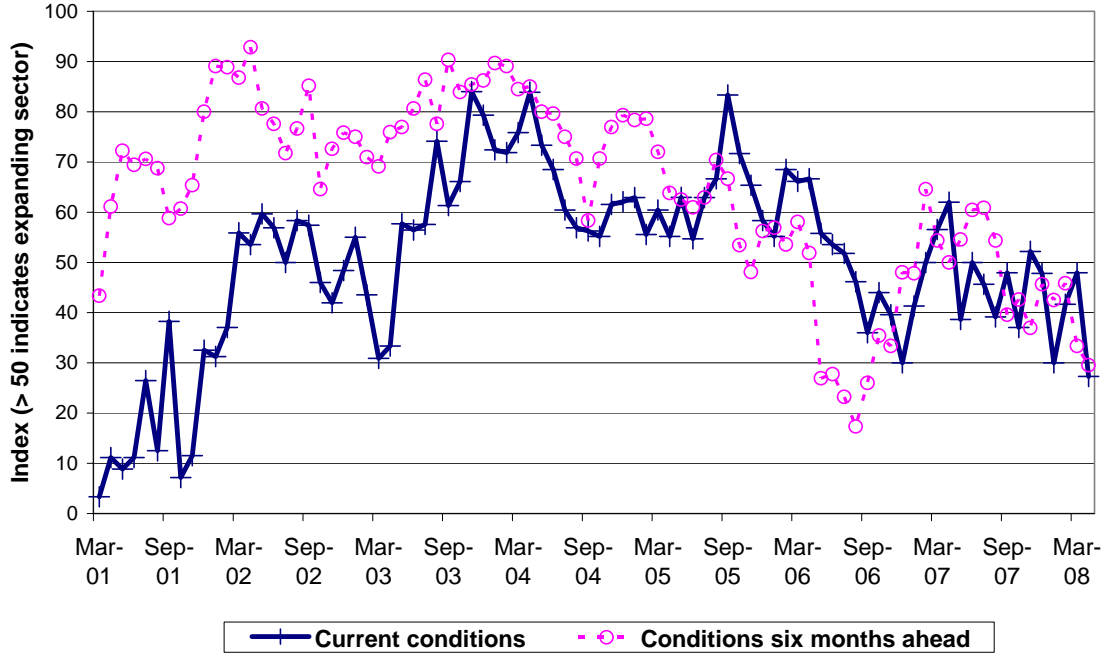
Based on popular demand for up-to-date data and forward-looking analysis of the electroindustry and the economic fundamentals that drive it, NEMA/BIS offers a subscription-based, regularly updated compendium of the information that industry professionals and executives most often request. The ***Electroindustry Economic Outlook*** is the preferred source for timely, comprehensive coverage of the economic trends and events shaping the U.S. electroindustry.

- **Extensive Coverage**
- **Frequently Updated**
- **Easy Access**
- **Affordable Pricing**

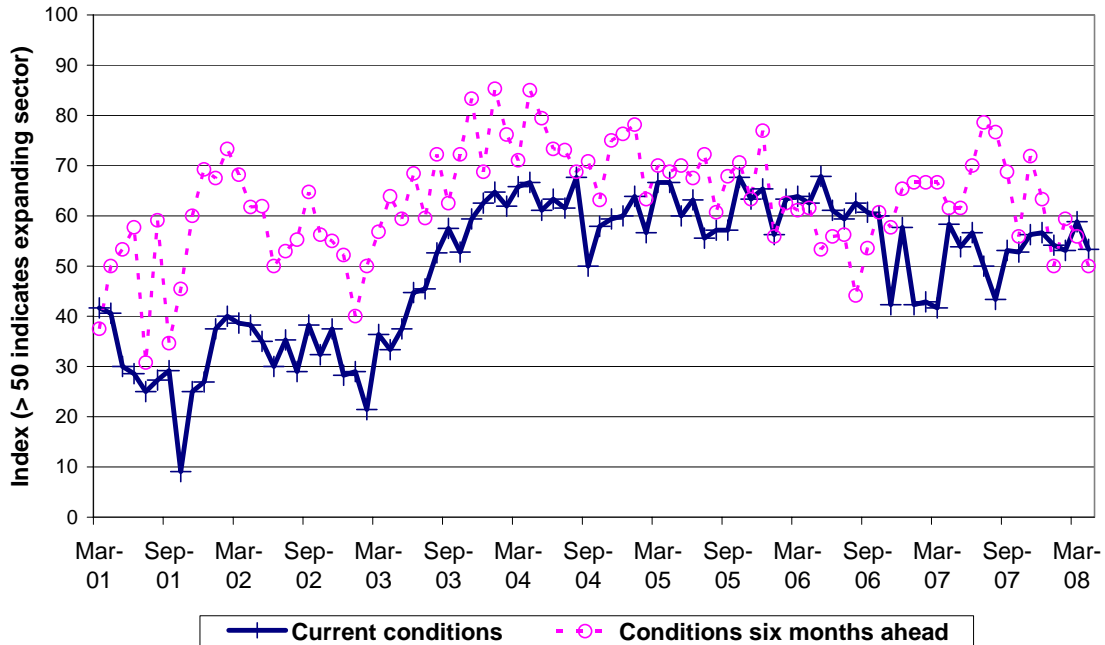
To find out how NEMA/BIS’ ***Electroindustry Economic Outlook*** can help your business, contact Tim Gill at (703) 841-3298, or tim_gill@nema.org.

Appendix: Time Series Charts

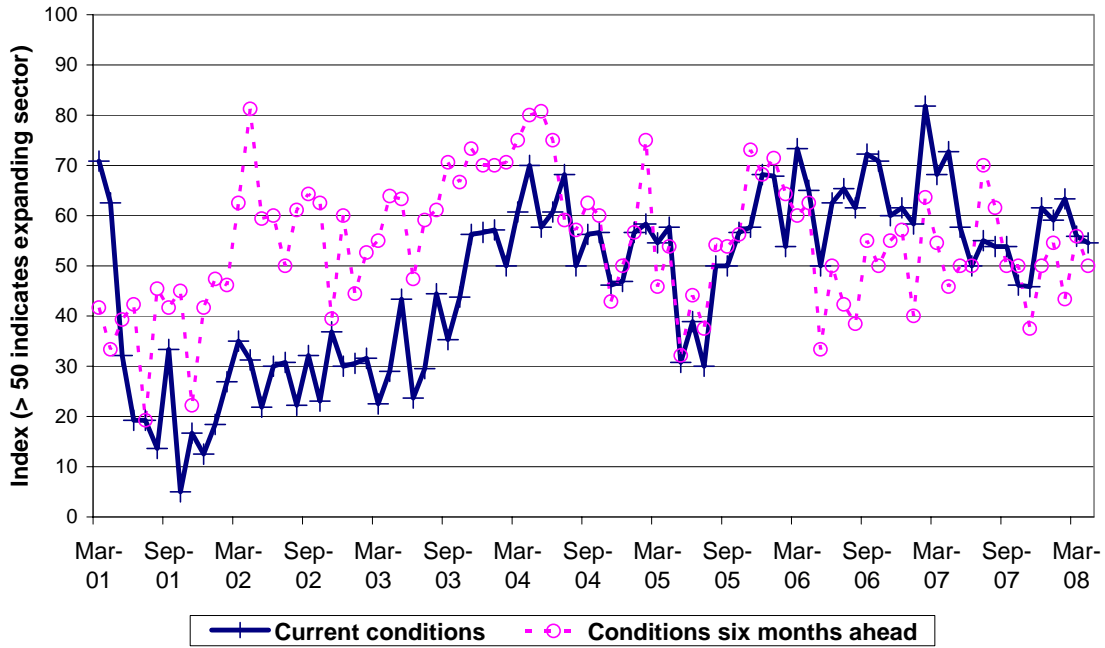
Business Conditions: North America



Business Conditions: Latin America



Business Confidence: Europe



Business Confidence: Asia/Pacific

